



Digital Literacy

Key Words

Illustration - a hand drawn picture.

E-book - a book online.
save- to keep something.

Draft- the 1st copy you make.

Insert - put an object in.


Editing- to change something.

Image - a photo.
picture.



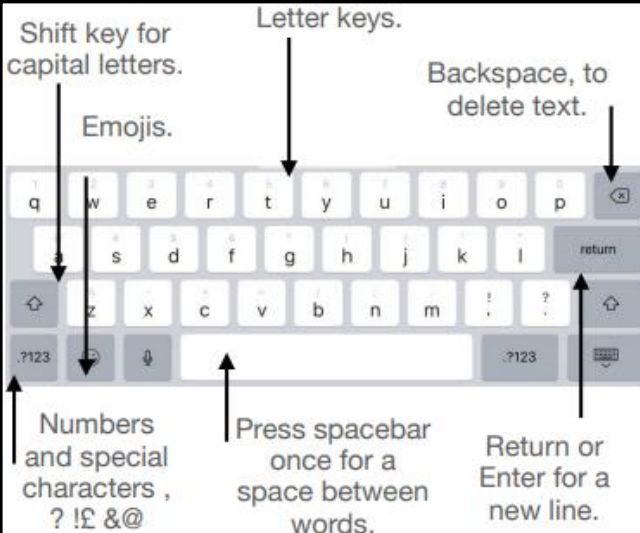
Making Digital Books:

Books on a computer are called electronic books or e-books. eBooks can combine multimedia content like; text, images, sound recordings, shapes and video clips.

We will use the Book Creator app. In this app you can also make comic books too.



First choose your page type. Use + button to add multimedia. Use (i) button to format text.

Shift key for capital letters.

Letter keys.

Emojis.


Backspace, to delete text.

Numbers and special characters, ? !£ &@

Press spacebar once for a space between words.

Return or Enter for a new line.

With these apps you can type text and insert images onto a page to make a document.



Docs Pages Word

Ask your teacher which one you should use.

I can use technology to create and present my ideas.

I can organise and store my digital work.

I can collect and sort data.